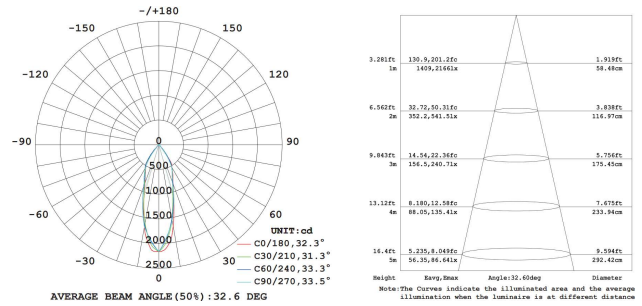
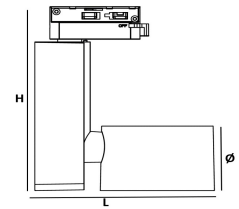


- △ COB LED pendant light with fan covers for atmosphere lighting.
- △ High purity lathe aluminum housing with fine paint finishing.
- △ Excellent ventilation to dissipate heat that ensures stable working.
- △ Adjustable fan shape covers to realize beam spot area you want.
- △ Excellent lamp body treatment and finishing, creative design product.
- △ Bridgelux chips COB inside, high Ra>80/90, high lumen 150Lm/W.
- △ COB LED meets standards LM80 / EN62471 / RoHS / REACH144.
- △ High quality Isolated constant current driver, no flicker, high PF>0.90.
- △ LED driver meets standards CE / CB / TUV / BIS / CCC / SAA / FCC.
- △ Reliable quality and stable performance, low heat and low light decay.
- △ 50,000 hours life time, eco-friendly materials, up to 80% power saving.

(luminous intensity and lux distribution diagrams)

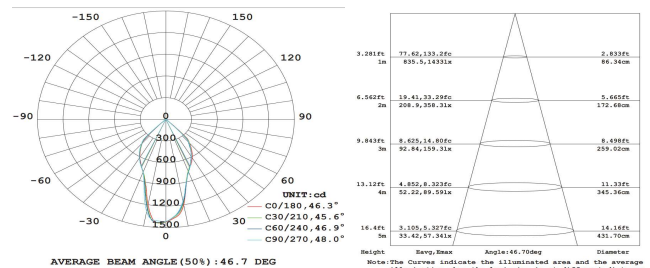


Model	Size	Cable	Power	Beam Angle	PF	Ra	Flicker	Voltage	Lumen
CL-DL039012	Ø70x325mm	1000mm	12W	24°/36°	>0.90	>80/90	No	90-350VAC	1100LM



- △ Full aluminum with big lens COB LED tracking light series.
- △ High purity lathe aluminum housing with fine paint finishing.
- △ Excellent ventilation to dissipate heat that ensures stable working.
- △ Professional optical big lens gives outstanding focusing beam.
- △ United body heatsink, aluminum driver box, 2,3 and 4 steps optional.
- △ Bridgelux chips COB inside, high Ra>80/90, high lumen 150Lm/W.
- △ COB LED meets standards LM80 / EN62471 / RoHS / REACH144.
- △ High quality Isolated constant current driver, no flicker, high PF>0.90.
- △ LED driver meets standards CE / CB / TUV / BIS / CCC / SAA / FCC.
- △ Reliable quality and stable performance, low heat and low light decay.
- △ 50,000 hours life time, eco-friendly materials, up to 80% power saving.

(30W luminous intensity and lux distribution diagrams)



Model	Size	Step	Power	Beam Angle	PF	Ra	Flicker	Voltage	Lumen
CL-TL001018	130x200x85mm	2*3*4	18W	24°/36°/60°	>0.90	>80/90	No	90-350VAC	1650LM
CL-TL001024	140x200x110mm	2*3*4	24W	24°/36°/60°	>0.90	>80/90	No	90-350VAC	2200LM
CL-TL001030	140x200x120mm	2*3*4	30W	24°/36°/60°	>0.90	>80/90	No	90-350VAC	2700LM