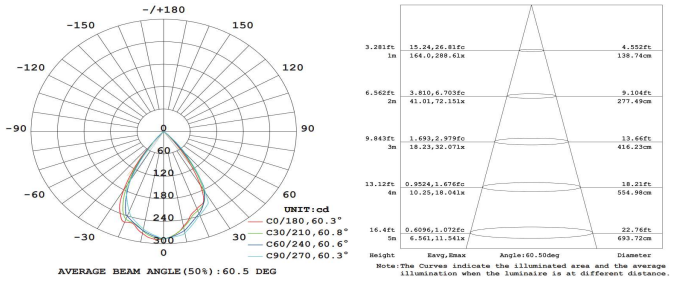
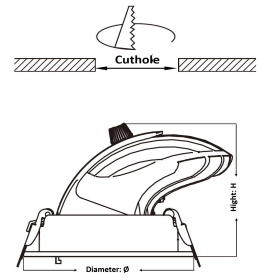


- △ Classical first generation LED trunk spot downlight 4 inch and 5 inch.
- △ Thickening die-casting aluminum housing with fine paint finishing.
- △ Excellent ventilation to dissipate heat that ensures stable working.
- △ 360 degree horizontal turning and 90 degree vertical turning.
- △ Professional optical lens brings uniform and soft light beam.
- △ Bridgelux chips COB inside, high Ra>80/90, high lumen 150Lm/W.
- △ COB LED meets standards LM80 / EN62471 / RoHS / REACH144.
- △ High quality Isolated constant current driver, no flicker, high PF>0.90.
- △ LED driver meets standards CE / CB / TUV / BIS / CCC / SAA / FCC.
- △ Reliable quality and stable performance, low heat and low light decay.
- △ 50,000 hours life time, eco-friendly materials, up to 80% power saving.

(24W luminous intensity and lux distribution diagrams)

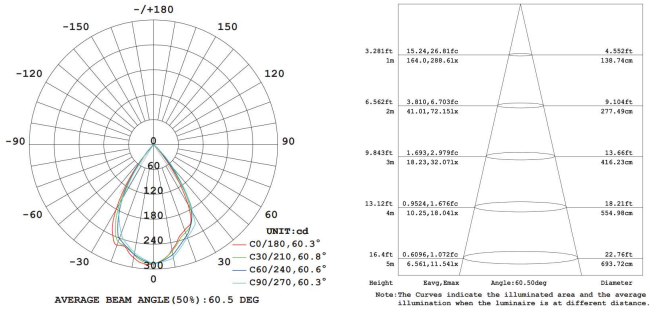


Model	Size	Cut Hole	Power	Beam Angle	PF	Ra	Flicker	Voltage	Lumen
CL-DL022024	Ø145x115mm	Ø125mm	24W	24°/36°/60°	>0.90	>80/90	No	90-350VAC	2200Lm
CL-DL022036	Ø165x135mm	Ø145mm	36W	24°/36°/60°	>0.90	>80/90	No	90-350VAC	3300Lm



- △ New design high end trunk downlight full series from 4 inch to 8 inch.
- △ Thickening die-casting aluminum housing with fine paint finishing.
- △ Excellent ventilation to dissipate heat that ensures stable working.
- △ 360 degree horizontal turning and 90 degree vertical turning.
- △ Professional optical lens brings uniform and soft light beam.
- △ Bridgelux chips COB inside, high Ra>80/90, high lumen 150Lm/W.
- △ COB LED meets standards LM80 / EN62471 / RoHS / REACH144.
- △ High quality Isolated constant current driver, no flicker, high PF>0.90.
- △ LED driver meets standards CE / CB / TUV / BIS / CCC / SAA / FCC.
- △ Reliable quality and stable performance, low heat and low light decay.
- △ 50,000 hours life time, eco-friendly materials, up to 80% power saving.

(24W luminous intensity and lux distribution diagrams)



Model	Size	Cut Hole	Power	Color	PF	Ra	Flicker	Voltage	Lumen
CL-DL023012	Ø138x115mm	Ø128mm	12W	24°/36°/60°	>0.90	>80/90	No	90-350VAC	1100Lm
CL-DL023024	Ø165x115mm	Ø155mm	24W	24°/36°/60°	>0.90	>80/90	No	90-350VAC	2200Lm
CL-DL023036	Ø205x120mm	Ø190mm	36W	24°/36°/60°	>0.90	>80/90	No	90-350VAC	3300Lm
CL-DL023050	Ø230x165mm	Ø205mm	50W	24°/36°/60°	>0.90	>80/90	No	90-350VAC	4500Lm