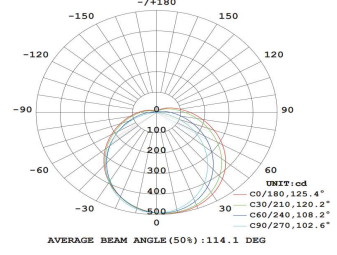
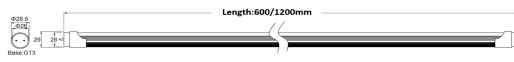
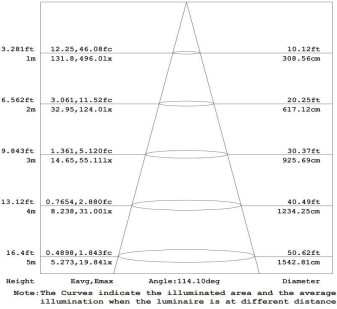





(18W luminous intensity and lux distribution diagrams)



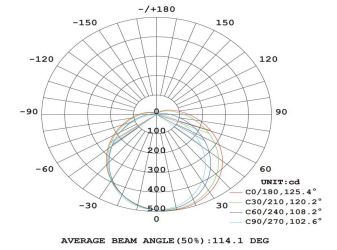
- △ Aluminum base with PC cover, T8 CFL retrofit, directly replacement.
- △ Brand 2835 SMD LED chip 130Lm/W, Ra>80, copper base, aluminum PCB.
- △ Individual constant current LED driver, no flickering, PF>0.6, 175-265VAC.
- △ Reliable quality and stable performance, low heat and low light decay.
- △ 35,000 hours life time, eco-friendly materials and up to 80% power saving.



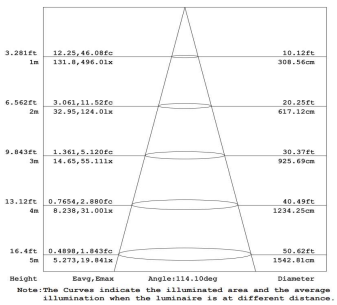
Model	Size	Power	Lumen
XLL-TL001009	600mm	9W	880Lm
XLL-TL001018	1200mm	18W	1850Lm



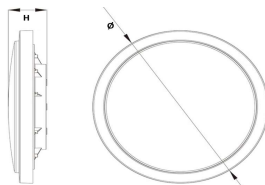
(18W luminous intensity and lux distribution diagrams)



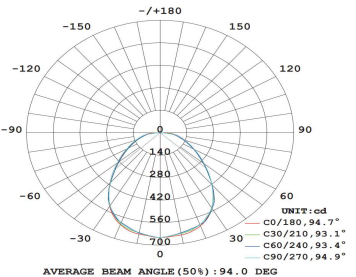
- △ Aluminum base with PC cover, batten LED retrofit, directly mounted installation.
- △ Brand 2835 SMD LED chip 130Lm/W, Ra>80, copper base, aluminum PCB.
- △ Individual constant current LED driver, no flickering, PF>0.6, 175-265VAC.
- △ Reliable quality and stable performance, low heat and low light decay.
- △ 35,000 hours life time, eco-friendly materials and up to 80% power saving.



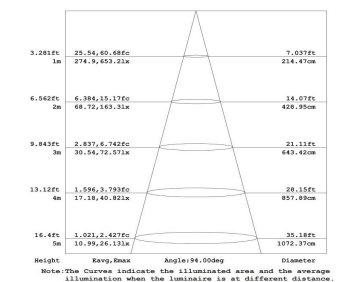
Model	Size	Power	Lumen
XLL-BT001018	600mm	18W	1700Lm
XLL-BT001036	1200mm	36W	3450Lm



(20W luminous intensity and lux distribution diagrams)



- △ IP65 Moisture Proof LED mounted lamp, ABS+PC, white or black base.
- △ Brand 2835 SMD LED chip 130Lm/W, Ra>80, copper base, aluminum PCB.
- △ Individual constant current LED driver, no flickering, PF>0.6, 175-265VAC.
- △ Reliable quality and stable performance, low heat and low light decay.
- △ 35,000 hours life time, eco-friendly materials and up to 80% power saving.



Model	Size	Power	Lumen
XLL-MP001016	Ø155X60mm	16W	1660Lm
XLL-MP001020	Ø210X65mm	20W	2100Lm